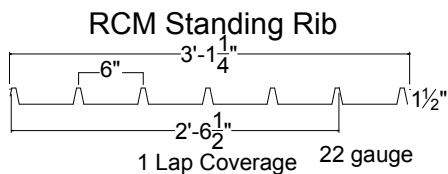
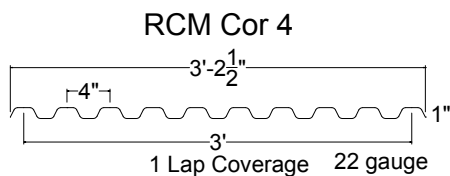
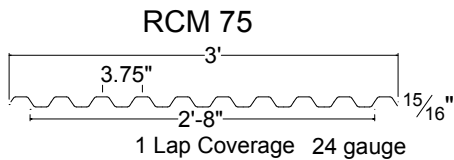
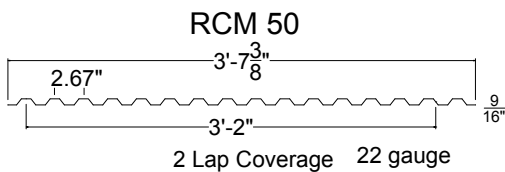
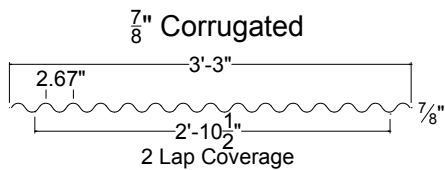
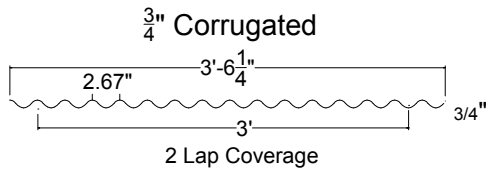
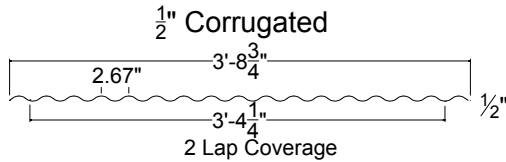


Sustainable Skin Panels

Your roof is one of the most important choices you will make for your home. Sustainable Skin Panels are the proven roofing option that will incorporate style, sustainability and functionality into your design.



Typical Flashing Details

<p>RIDGE CAP</p> <p>6" 4" 1" 1/2" SPECIFY PITCH</p>	<p>W VALLEY</p> <p>1" 11" 1/2" SPECIFY PITCH</p>
<p>SHED CAP</p> <p>4" 6 1/2" 1 1/2" 1/2" SPECIFY PITCH</p>	<p>PITCH CHANGE/ TRANSITION</p> <p>12" 11 1/2" 1/2" SPECIFY PITCH</p>
<p>ENDWALL</p> <p>5 1/2" 6" 1/2"</p>	<p>DRIP EDGE</p> <p>3" 1 1/2" 2" 1/2" SPECIFY PITCH</p>
<p>SIDEWALL</p> <p>5 1/2" 6" 1/2"</p>	<p>Z FLASHING</p> <p>3" 2" X X= DEPTH OF CORRUGATION</p>
<p>RAKE & GABLE</p> <p>3" 1" 1 1/2" X X= DEPTH OF CORRUGATION</p>	<p>J CHANNEL</p> <p>2" 1" X X= DEPTH OF CORRUGATION</p>
<p>OUTSIDE CORNER</p> <p>4" 4" 1/2"</p>	<p>DRIP CAP</p> <p>3" 5/8" 5/8" X X= DEPTH OF CORRUGATION</p>
<p>INSIDE CORNER</p> <p>4" 4" 1/2"</p>	<p>HIP CAP</p> <p>7 1/2" 1/2" 1/2"</p>